


**Aptis**

---

# The Official Aptis Practice Course

## User login guide

*The course is aimed at test takers preparing for Aptis General and Aptis ESOL General.*



---

# 1. What is the Official Aptis Practice Course?

The British Council's official online Aptis course aims to prepare you for your upcoming Aptis test with authentic practice questions and tips to help you achieve your best score.

It is suitable for test familiarisation and practice of Aptis General and Aptis ESOL General.

The course includes:

- **Introductory videos** – learn about the Aptis test format and what you will encounter on test day.
- **Practice zone** – practice grammar and vocabulary, listening, reading, speaking and writing questions.
- **Downloadable content** – share your speaking and writing performances with friends or teachers to get further feedback.
- **Study skills and tips** – better understand the task types and how to practice improving targeted skills.
- **Timed practice tests** – check your performance with two complete mock tests.
- **Learner profile** – review your course progress and course details.

## 1.1. Course Practice zone

### 1.1.1. Grammar and vocabulary

The grammar and vocabulary section follows the Aptis format, starting at the elementary level (CEFR A1) and progressively moving up to upper intermediate level (CEFR B2). You will be shown the correct answer to each question submitted as well as be able to track your overall progress.

### 1.1.2. Listening and reading

The listening and reading sections provide multiple practice opportunities for all Aptis task types. Each question displays the correct answer along with an explanation, outlining the key information in bolded text. Information that may be potentially distracting is underlined.

---

Additionally, in the listening practice zone, you can play the audio recording as many times as you need.

### 1.1.3. Speaking and writing

The speaking and writing sections present questions in exactly the same way as the real Aptis test. For these sections, you have the opportunity to self-assess your performance based on examiner criteria. You also have the option to download your responses to share with a peer or teacher for further feedback.

## 1.2. Practice tests

In addition to learning about Aptis task types and practicing the targeted skills, Aptis Practice also offers **two simulated exam experiences** for each skill area. You can access these through the individual skill menus. These practice tests are timed and mimic an authentic Aptis test. Once you have completed Practice test A, Practice test B will become available.

## 1.3. Your target score

All questions in Aptis Practice are linked to the [Common European Framework of Reference for Languages](#) (CEFR). If you are targeting a specific CEFR score, you should aim to answer the majority of the practice tasks at that level correctly. For example, if your target score is B1, you should be able to answer most of the A1-B1 practice questions confidently.

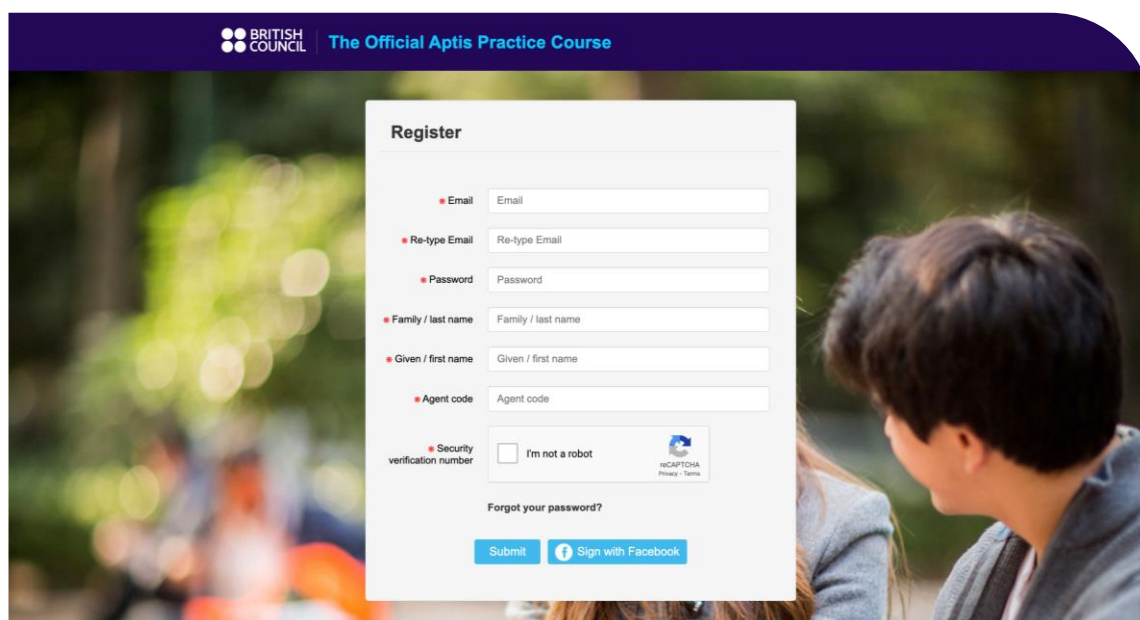
Please note, that the Official Aptis Practice Course is designed for self-practice and familiarisation with the Aptis test. It should only be used as a practice tool to support and track the learning and progress. The results from the Aptis Practice Course are not official Aptis test scores.

## 2. Accessing the course

### 2.1. Registration

1. Go to the website: <https://aptispractice.britishcouncil.org>
2. Click on **Sign up now**
3. Register with your details
  - Create your own password
  - Enter the 'Agent code' provided by your institution/school

The login/registration screen:



The screenshot shows the registration form on the British Council website. The header includes the British Council logo and the text "The Official Aptis Practice Course". The form is titled "Register" and contains the following fields:

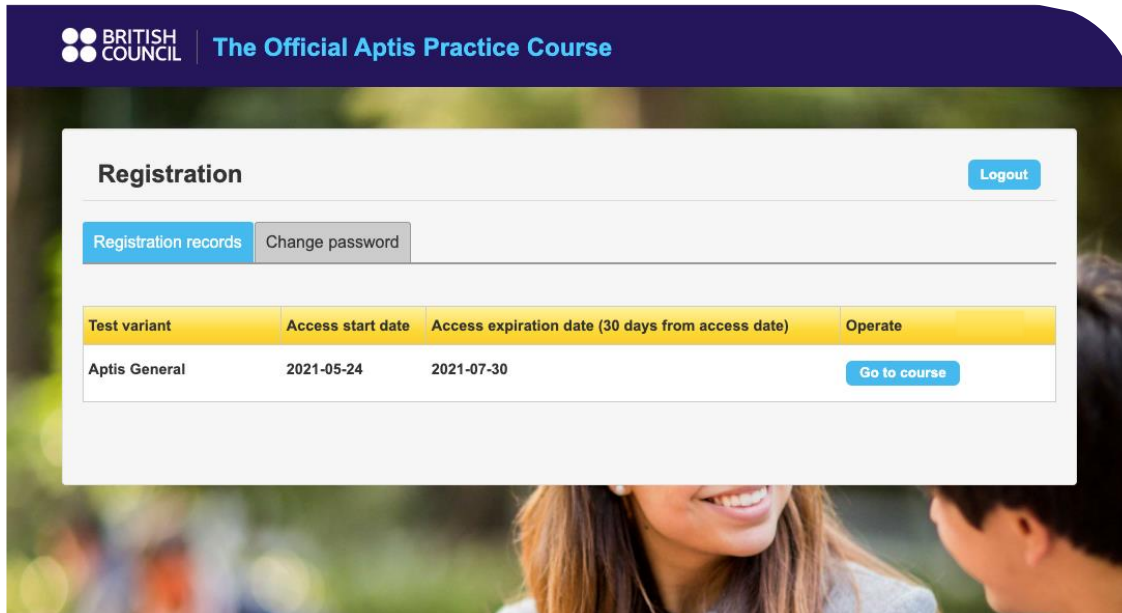
- Email
- Re-type Email
- Password
- Family / last name
- Given / first name
- Agent code
- Security verification number (with a checkbox for "I'm not a robot" and a CAPTCHA icon)

Below the form, there is a link for "Forgot your password?" and two buttons: "Submit" and "Sign with Facebook".

## Confirm registration

1. Click on 'Go to course' under the Registration records tab

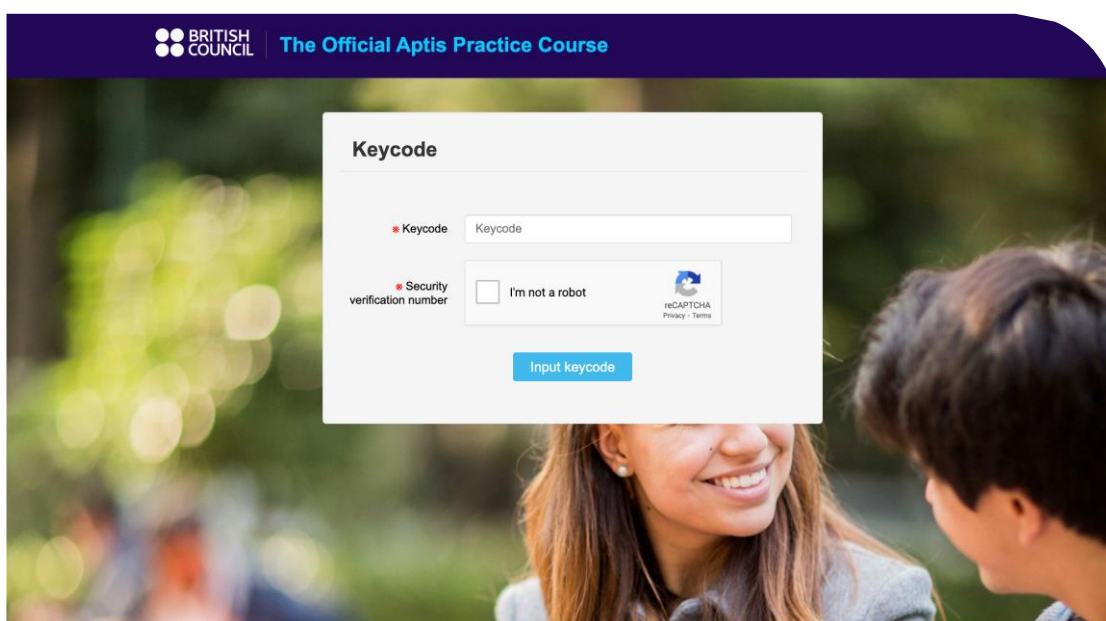
The registration screen:



## 2.2. Activate keycode

1. Use the keycode that you have been assigned
  - The keycode will be in the format: **XXXX-XXXX-XXXX**

Enter keycode:



2. You can now access the course.

---

Please remember, activating your keycode will give you access to the course for 30 days.

### 3. Additional information

For more information about Aptis, visit: [insert link to local Aptis site].

If you have any issues accessing the course, please contact [Insert relevant contact details]